

Unit Plan - English III
Reading Comprehension and Irving

Objectives:

1. The students will practice techniques to improve their reading comprehension and vocabulary retention.
2. Students will analyze an example of early American Romanticism by reading "The Devil and Tom Walker."

Lesson One

Objectives:

1. Review Characteristics of Romanticism.
2. Analyze imaging for comprehension.
3. Read exposition of "The Devil and Tom Walker" and apply imaging techniques.

Procedures:

1. Go over notes on Romanticism giving three main characteristics of Romanticism in American literature.
 - description of nature
 - mention of past events
 - elements of supernatural
2. Define imaging.

Good readers don't just say words, they make mental images of words and scenes. This helps the brain to remember passages and events more easily.

Practice doing this with the exposition of the story
"The Devil and Tom Walker."

1) Read the exposition aloud in class a section at a time.

2) Make mental images of the settings described, of Tom Walker, of Tom's wife, and of the "Stranger."

3) Now, record one of your mental images on paper.
This is your assignment if not finished in class.

4) If you are not an artist, cut out pictures from the discard magazines, or use the internet art to create your descriptive setting or character.

5) You may work in a group, but each group member must complete a different picture.

6) Your picture will be graded on accuracy and attention to detail.

Assignment - complete imaging assignment

Materials - ditto on Romanticism notes, blank paper, markers,

scissors, glue, colored pencils, rulers, old magazines
internet connection

Standards

Benchmarks

I	ELA1H2, ELA1H3, ELA1H4, ELA1H5
2	ELA2H2
4	ELA4H2
6	ELA6H1, ELA6H4

Lesson 2

Objectives:

1. Analyze and review imaging and exposition of "The Devil and Tom Walker." reviewing pictures created last class.
2. Analyze vocabulary words using imaging and Picture Vocabulary.
3. Continue reading "The Devil and Tom Walker."

Procedures:

1. Review pictures created last class.
2. Define vocabulary words.
3. Create Picture Vocabulary
 - 1) Write your assigned word on a blank sheet of paper in BIG, BOLD letters. (Use a straight edge.)
 - 2) Write the definition clearly.
 - 3) Write a sentence from the story using the word.
 - 4) Create an image of the word from magazine cutouts or drawings.
- 4) Assign parts for Tom, the Devil, Narrator, and the Land Jobber. Finish the story as time allows.

Assignment - complete picture vocabulary

Materials - ditto of vocabulary words, blank, paper, markers, colored pencils, discarded magazines, ruler, glue, scissors

Standards	Benchmarks
1	ELA1H1,3,4
3	ELA3H1,3
4	ELA4H2
5	ELA5H4
6	ELA6H1,3,4

Lesson 3

Objectives:

1. Review vocabulary using imaging and picture vocabulary.
2. Finish reading "The Devil and Tom Walker."
3. Analyze story and identify elements of Romanticism.

Procedures:

1. Review vocabulary using picture vocabulary assigned. (grade)
2. Finish or review story.
3. Complete ditto analyzing the story.
Identify the elements of Romanticism present.
(nature, past events in American history, supernatural)

Assignment - study for test on vocabulary and story

Materials - ditto on story, picture vocabulary

Standards	Benchmarks
1	ELA1H1, ELA1H2, ELA1H3, ELA1H5
4	ELA4H2
6	ELA6H1, ELA6H3, ELA6H4



Imaging - Reading for Comprehension

Mrs. C. Ellender
Calcasieu Parish Schools
Sulphur High School



Objectives

- Analyze reading.
- Develop imaging using Washington Irving's "The Devil and Tom Walker."
- Analyze vocabulary.



•How do you remember
what you read?



- Reading is more than **saying words.**



Good readers make mental images.

- When good readers read, their mind makes pictures.
- They do not just say, "tree;"

their mind SEES a tree!





What mental images did Irving try to create in "The Devil and Tom Walker?"

- The swamp setting
- Description of Tom
- Description of Tom's wife
- Tom's house and farm
- Description of Stranger
- The missing wife setting



**Let's take a closer look at
what these images meant to
some students in the past...**

The swamp



Description of Tom



Description of Tom's wife



Description of Stranger



Missing wife setting





Make your own images...

- Choose a passage.
- Create a visual image of the passage.

What about vocabulary???

- morass
- sterility
- petition
- impregnable
- illusion
- coffer
- azure
- hemlock

termagant
tantalized
bittern
swarthy
avarice
superfluous
quagmire
stagnant

A good reader must **KNOW** what he or she is reading!

- A morass
- is
- a
- swamp.



Pictures make words come alive. A Quagmire

- is
- muddy,
- marshy
- ground.






**Imaging can help here,
too!**

How?? Create Picture Vocabulary!

- Choose a word from the list.
- Write it in BIG,BOLD letters on a piece of blank paper.
- Write a brief definition - LEGIBLY, using a straight edge.
- Write the word in context. (Write the sentence in the story that contains the word.)
- Create an image or picture to explain the word.
- Don't forget your name and hour on the back!!!

Need a sample ?????

- A TERMAGANT is
- a nagging, scolding woman
- Tom's wife was a termagant!



Your creations are a type of imaging.

- They should help you remember
- and comprehend
- what you have read!!!
- TRY IT OUT now!!!
- You will be graded!! - following directions - creativity - accuracy

A
A

B
B